

**KEEP
SAFE**



**ADD
MOVEMENT**

BUSINESS SUIT, FORESTRY VERSION.

As a logger, you need to keep productive all day — and your clothes need to support that. Just like a professional athlete, you need to optimize your performance, and just like a businessman, you want to maximize your results.

For the business-minded athletes of the forest, Husqvarna offers four lines of protective clothes. It starts with the basic functionality of Classic and moves up to the high-end sophistication of Technical Extreme — our most agile and advanced forestry wear ever.

Each step up offers less weight, higher movability and smarter features. However, the protective performance is of the highest importance regardless of which product you choose.

The following pages will help you find the perfect business suit for your needs.

- 
- VENTILATION OPENINGS UNDER SLEEVES
 - VENTILATION OPENINGS ON LOWER BACK
 - ELASTIC BRACES (INCLUDED)
 - HOOK AND LOOP POCKET FOR FIRST AID KIT
 - ZIPPED RULER POCKET ON RIGHT LEG
 - VENTILATION ZIPPERS ON BACK OF LEG
 - HUSQVARNA TECH-KNEE
 - ZIPPED POCKET ON LEFT SLEEVE
 - CHEST POCKETS OPTIMIZED FOR MOBILE STORAGE
 - HOOK AND LOOP ON SLEEVE ENDS
 - HOOK AND LOOP WAIST ADJUSTMENT
 - ZIPPED POCKET ON LEFT LEG
 - STRAPS FOR TICK AND SNOW PROTECTION
 - HOOKS FOR LACE ATTACHMENT

Husqvarna Technical Extreme jacket and trousers have been designed to give you excellent movability, superior comfort and better results.

MATERIAL GUIDE

MATERIALS CHOSEN FOR YOUR ARENA.

To the user, comfort is in large parts a feeling. It's our job to find out exactly how that feeling is created, how it can be improved, and what type of comfort is needed in each case. The materials used in Husqvarna protective clothes have all been either developed or hand-picked by us, and then put through many tests in the lab and in the forest to make sure they make the cut.



CORDURA® REFLEX

Cordura® means durability without compromise. The fabric delivers the tear and wear resistance needed on the most exposed areas. The reflective yarn in the fabric gives high visibility in dark and dim conditions. Available in our Technical Extreme range.


335G/M². 100 % POLYAMIDE.



CORDURA® CHECKERED

Cordura® means durability without compromise. The fabric delivers the tear and wear resistance needed on the most exposed areas. Coated on back for improved waterproofness. Available in our Technical Extreme range.

225 G/M². 100 % POLYAMIDE.



FEATHER STRETCH

Our lightest fabric with 2-way stretch is used for areas in need of a great movability. The fabric gives freedom of movement and high comfort. Available in our Technical Extreme range.


185 G/M². 66 % POLYESTER / 34 % ELASTANE.



LIGHT WEIGHT STRETCH

Our light 4-way Stretch fabric stretches in all directions, crosswise and lengthwise. The breathable fabric therefore gives you high movability in areas where it is needed, and provides maximum comfort. Available in our Technical Extreme range.


190 G/M². 88 % POLYESTER (14 % POLYESTER COOLMAX®) / 12 % ELASTANE (LYCRA®).



ARAMIDE MÉLANGE

A fibre composition combining abrasion resistant Kevlar® fibres and hardwearing Cordura® fibres makes our Aramide mélange a tough fabric used for reinforcements on exposed areas. Available in our Technical range.

240 G/M². 45 % CORDURA® / 30 % POLYAMID / 25 % KEVLAR® ARAMIDE.



COMFORTABLE STRETCH

A 4-way Stretch fabric that stretches in all directions, crosswise and lengthwise. The breathable fabric therefore gives you high movability in areas where it is needed, and provides comfortable movement. Available in our Technical range.


235 G/M². 92 % POLYESTER / 8 % LYCRA®.



CORDURA® HEAVY

Cordura® means durability without compromise. The fabric delivers high functionality and exceptional comfort. Our Cordura® Heavy is used on the most exposed areas of the garments — around ankles and wrists for example. The fabric has a Teflon® finish which helps repel water, oil and stains. Available in our Functional and Technical range.

220 G/M². 100 % CORDURA®.



CORDURA® LIGHT

Cordura® means durability without compromise. The fabric delivers high functionality and exceptional comfort. Available in our Functional range.

175 G/M². 100 % CORDURA® POLYAMIDE.



MICRO POLYESTER

Our Micro Polyester is a plain woven fabric with a soft touch. It is resistant to tearing, stretching and stains. Available in our Functional range.

190 G/M². 100 % POLYESTER.



WORKWEAR TWILL

The woven Twill fabric has a reliable performance in workwear. It is resistant to tearing, stretching and stains, which gives it a high sturdiness. Available in our Classic range.

270 G/M². 65 % POLYESTER / 35 % COTTON.



WORKWEAR TWILL SHINY

The woven Twill fabric has a reliable performance in workwear. It is resistant to tearing, stretching and stains, which gives it a high sturdiness. The shiny yarn in the fabric creates an appealing appearance.

Available in our Classic range.

240 G/M². 70 % POLYESTER / 30 % COTTON.

EXPECT MAXIMUM PROTECTION — NO MATTER PERFORMANCE LEVEL.



TECHNICAL
EXTREME



TECHNICAL



FUNCTIONAL



CLASSIC

Each job comes with different requirements. Our range of protective clothing takes into consideration every type of work. In fact our extensive range of safety clothing, offering the latest innovations in design and materials, will provide you with the level of protection and comfort you need to get the job done.

OCCASIONAL USE

CLASSIC

Reliable, affordable and suitable for occasional chainsaw users. The protective performance provides you with confidence when working.

KEY FEATURES

REINFORCED ON LOWER INSIDE

The lower part of the protection pad on the inside of the trousers is reinforced to protect the saw protection from wear and ensure high durability.

COMPLETELY COVERED SAW PROTECTION PAD

The saw protection pad is completely covered, so saw dust doesn't compromise the performance of the fibre layers.

VENTILATED YOKE AND BACK OF LEG

The open yoke on the back of the jacket and ventilation zippers on the back of the trouser legs help you keep a comfortable temperature while working.

ZIPPED POCKETS

For easy access to your belongings, the jacket comes with two zipped front pockets as well as a chest pocket.

PRODUCT OVERVIEW



PART-TIME USE

FUNCTIONAL

Smart, durable and perfect for part-time forestry. Regular fit, ventilation features and ease of use enables you to move freely and focus on the job.

KEY FEATURES

REINFORCED ON LOWER INSIDE

The lower part of the protection pad on the inside of the trousers is reinforced to protect the saw protection from wear and ensure high durability.

REINFORCED FOR TOUGH USE

The elbows of the jacket and the wrists, front and lower part of the trousers are made of Cordura to withstand tough use.

VENTILATED YOKE, UNDER SLEEVES AND LEG

Openings at the yoke make for good ventilation. Zippers in the armpits and at the back of the legs let you adjust the airflow to your liking.

ADJUST FOR PERFECT FIT

The clothes come with elastic draw strings at the waist and at the lower bottom of the jacket, allowing you to adjust your gear for perfect fit.

PRODUCT OVERVIEW



FULL-TIME USE

TECHNICAL

Task-optimized, tight fitting and thoughtfully crafted for full-time forestry. High movability, durability and smart ventilation make your long working hours easier.

KEY FEATURES

PRE-BENT SLEEVES AND KNEES

The arms and knees are pre-bent and have been tailored to offer maximum mobility without compromising safety.

REINFORCED WHERE YOU NEED IT

The knees, elbows, ankles and wrists have been reinforced to withstand tough use and make your clothes last longer.

VENTILATED YOKE, LOWER BACK OF JACKET, UNDER SLEEVES AND BACK OF LEG

Openings at the yoke and the lower back make for good ventilation. Zippers in the armpits and at the back of the legs let you adjust the airflow to your liking.

STRETCH FOR COMFORT

Where needed, the clothes are made of stretch fabric, allowing you to move freely, safely and comfortably.

ADJUST FOR PERFECT FIT

The clothes come with elastic draw strings at the waist and at the lower bottom of the jacket, allowing you to adjust your gear for perfect fit.

EASY-ACCESS POCKETS

The jacket has two pockets on the chest and a dedicated first-aid pocket. The trousers feature two front pockets, two back pockets, a leg pocket and a double ruler pocket.

PRODUCT OVERVIEW



EXTREME USE

TECHNICAL EXTREME

Style, fit and performance taken to the extreme. Superior comfort by movability and thermal control, will have you prepared for any work, in any conditions.

KEY FEATURES

HUSQVARNA TECH-KNEE

The Tech-Knee provides excellent saw protection, thanks to the additional fibre layers. This improves safety, especially in situations where the trousers fit tight to the knee. Knee lining with waterproofness keeps knee dry when the knee is towards wet ground.

PRE-BENT SLEEVES AND KNEES

The arms and knees are pre-bent and have been tailored to offer maximum mobility without compromising safety.

HOOK AND LOOP ADJUSTMENT AT WAIST

An elastic drawstrings at the waist allows you to adjust your gear for perfect fit.

HOOKS FOR LACE ATTACHMENT KEEP TROUSERS IN PLACE

Attach the boot hook on the inside of the lower part of your trousers to your laces, to keep them tightly secured.

BRACES INCLUDED

The trousers come with quality braces, so they stay safely and comfortably in place all day.

VENTILATED YOKE, LOWER BACK OF JACKET, UNDER SLEEVES AND BACK OF LEG

Openings at the yoke and the lower back make for good ventilation. Zippers in the armpits and at the back of the legs let you adjust the airflow to your liking.

ADJUST FOR PERFECT FIT

The trousers comes with ankle strap as well as elastic drawstrings at the waist and at the lower bottom of the jacket, allowing you to adjust your gear for perfect fit.

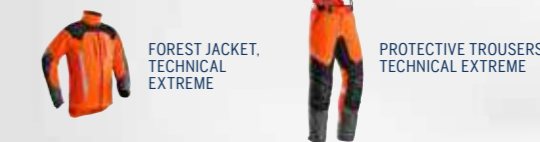
POCKETS FOR YOUR MOBILE PHONE

The chest pockets have a padded lining for your mobile phone, keeping it well protected and within easy reach at all times.

EASY-ACCESS POCKETS

The jacket has two pockets on the chest, one on the sleeve, and a dedicated first-aid pocket. The trousers feature two front pockets, two back pockets, a leg pocket and a ruler pocket.

PRODUCT OVERVIEW



SIZE GUIDE

FIND YOUR SIZE.

Depending on which model you buy, the clothes will fit differently on your body. The Classic and Functional lines have a regular fit, Technical has a tight fit, and Technical Extreme has a slim fit. Check your body measurements against the guide below to find your right size. We recommend you to always try the garment on to ensure the best fit.

FOREST JACKETS / STANDARD SIZES

SIZE	S	M	L	XL	XXL
CHEST	92-100	100-108	108-116	116-124	124-128

FOREST JACKETS / WOMEN SIZES

SIZE	XS	S	M
CHEST	80-86	86-92	92-100

Available in Technical Extreme.

PROTECTIVE WAIST TROUSERS

SIZES	44	46/48	50/52	54/56	58/60	62/64
	XS	S	M	L	XL	XXL
HEIGHT	170-176	170-176	176-182	176-182	182-188	188-194
WAIST	79	82/85	88/91	94/97	100/103	106/109
INSIDE LEG	79	80/80	81/81	82/82	83/83	84/84
TALL SIZES¹	S +7 cm	M +7 cm	L +7 cm	XL +7 cm		
HEIGHT	175-181	181-187	181-187	187-193		
WAIST	82-85	88-91	94-97	100-103		
INSIDE LEG	87	88	89	90		

¹ Available in Technical Waist Trousers.


² Available in Technical Carpenter Trousers.

PROTECTIVE CARPENTER TROUSERS

	44	46/48	50/52	54/56	58/60	62/64
	XS	S	M	L	XL	XXL
HEIGHT	170-176	170-176	176-182	176-182	182-188	188-194
WAIST	82	86/90	94/98	102/106	110/114	118/122
INSIDE LEG	79	80/80	81/81	82/82	83/83	84/84
SHORT SIZES²	S -7 cm	M -7 cm	L -7 cm	XL -7 cm		
HEIGHT	165-171	171-177	171-177	177-183		
WAIST	86-90	94-98	102-106	110-114		
INSIDE LEG	67	68	69	70		

Note! All measurements are body measurements, except the inner leg, which is a garment measurement. If a base layer is to be worn under the garment, it should also be worn when measuring. Chest: measured around the widest part of the chest. Height: from top to toe. Waist: measured around the waist. Inside leg: measured from crotch to desired length. All measurements are in centimeters.

Technical Waist Trousers are available with longer legs, and Technical Carpenter Trousers are available with shorter legs. In general, Husqvarna carpenter trousers have a wider fit than the waist trousers.



CLEAN CLOTHES ARE SAFE CLOTHES.

Your protective clothes are regularly exposed to sweat and oil. These substances can reach the protection layer, reducing its function.

This is why you need to wash your clothes regularly and in accordance with their labeling. If your clothes get heavily soiled, you should wash them as soon as possible after use.

WASHING GUIDE



Wash the garment regularly in accordance with the instructions on the inside labeling.



Machine wash. For temperature, see inside labeling.



After washing, the garment should be stretched prior to drying. Air dry slowly.



Do not wash your protective clothes inside out. Also, do not bleach, dry clean, or tumble dry. Iron with low heat.



Clean the garment immediately if it has been subjected to petrol, oil, grease or other flammable materials. Fire hazard!



Keep the garment away from sharp objects, acids, oils, solvents, fuels and animal droppings.



WHOLE CLOTHES ARE SAFE CLOTHES.

In addition to washing and cleaning your protective wear, you also need to check for heavily worn areas, damages and tears in the fabric. The protective functions may be seriously reduced if repairs are not carried out properly. Use the guide below for reference, and always consult your dealer if in doubt.

REPAIR GUIDE



If a repair to the outer material is being made, do not sew into the protective material since this can reduce the protective functions.



Damaged outer material must be repaired immediately in order to prevent the protective material becoming damaged.



The garment should be scrapped and not used again if the protective material has been: damaged, incorrectly washed, or altered from its original shape.




Adhesive must not be used when carrying out repairs as it may affect the protective material and reduce its protective qualities.



This product is no substitute for the operation of a chainsaw and does not provide total protection.

Cut-retardant apparel and materials are subject to a certain degree of aging. In professional logging, the maximum period of usage is considered to be about 12 months. In non-professional or occasional use, up to 5 years is considered acceptable.



Felling trees is really just one part of a logger's everyday challenges. To get to your workplace, you often have to tackle any number of obstacles. You climb, you jump, you stretch and twist as you make

your way through brushwood and water, over rocks and slopes.

That's where your protective wear needs to provide you with more than just safety. It needs to follow your every move. It needs

to be as light as possible, adjust to the cold, the heat and your own body temperature.

And it needs to be comfortable, whatever you're doing — and wherever you're going.

SEE HOW YOU CAN WORK SMARTER AND NOT HARDER AT HUSQVARNA.COM